

LightRules® Insight

Powerful Multi-Site View of Lighting & Energy Data



MULTIPLE FACILITIES — ONE DASHBOARD

LightRules® Insight is a highly secure, cloud-based solution that consolidates lighting and energy data from multiple facilities into a single, integrated view. Leveraging existing LightRules data and viewing it through a powerful analytics engine allows easy comparison and benchmarking of lighting energy metrics from site to site. Dynamic views of key information provide an important feedback mechanism when evaluating performance against goals, and identifying opportunities for further efficiency.

For managers responsible for multiple sites, LightRules Insight delivers a portfolio-wide window into key operational data and performance metrics, including cost, energy use, occupancy and intensity. Whether viewing pure data, or normalized, application-specific metrics across sites, Insight provides:

- An intuitive dashboard view of all facilities;
- Ability to compare efficiency and energy usage data from multiple facilities;
- Highly secure, cloud-based architecture for reliability, access control;
- Easily shared report links for organization-wide visibility into key metrics; and
- Convenient software as a service (SaaS) delivery for seamless upgrades.

COMPARE. ANALYZE. OPTIMIZE.

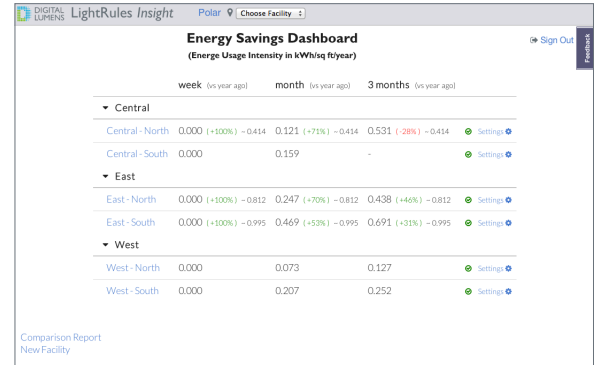
Easily comparing any or all facilities within a portfolio couldn't be easier. Select a timeframe and drill into data sets. Once the analysis is complete, details can be shared within the organization via web link.

Additionally, facilities or subsets of the facility (rooms, production lines, merchandise aisles, etc.) can be categorized for comparison across similar types throughout the portfolio. Additional metrics for normalization or comparison can be added as needed.

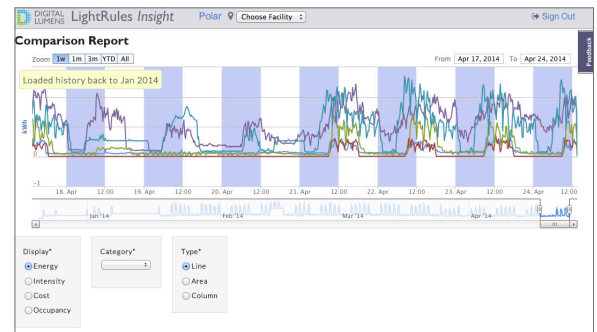
THE LIGHTRULES FAMILY

LightRules Insight is built on LightRules, the Digital Lumens management and intelligence platform. This high-performance software commands the Intelligent LED Lighting System and monitors energy loads facility-wide, providing access to all lighting settings, profiles and performance metrics. An intuitive, web-based application, LightRules synthesizes lighting and other energy data, and delivers the ability to fine-tune settings over time. The other members of the LightRules product family include:

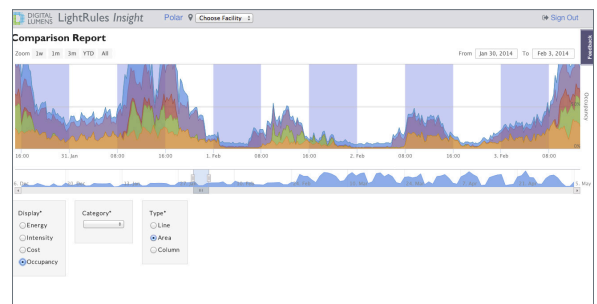
- **LightRules Power**, which makes it possible to measure energy loads from non-lighting systems and circuits via LightRules;
- **LightRules Keypad**, a wall-mounted device for manually updating lighting profiles across the network; and
- **LightRules Monitor**, a remote monitoring service that helps customers optimize their lighting profiles for maximum efficiency; and,
- **The LightRules API**, which facilitates the exchange of data between LightRules and third-party systems.



Insight Dashboard



Comparison Report — Line Graph



Comparison Report — Stacked



+



+



=



Efficiency

Flexibility

Reliability

Savings

